

PHOENIX METRO OFFICE MARKET STATS

\$198 ↑ \$4.2 M ↑ \$25.58 ↑ 7.0% ↑

Market Price/SF

Avg Market Sale Price

Rental Rate PSF

Market CAP Rate

SECOND QUARTER 2019

The Phoenix Metro retail market ended the second quarter of 2019 with a vacancy rate of 12.2%. The vacancy rate was slightly lower than the previous year that ended with a rate of 13.21%. The net absorption totaled 3,545,226 square feet in the second quarter. Rental rates increased to \$25.58 up \$0.90 over the previous year.

SUBMARKET OVERVIEW

SCOTTSDALE

CAP Rate

7.0%



Market Sale Price/SF

\$207



Market Rent/SF

\$26.57



Vacancy Rate

11.2%



PHOENIX METRO RETAIL MARKET STATS

\$188 
\$2.9 M 
\$18.68 
7.1% 





Market Price/SF Avg Market Sale Price Rental Rate PSF Market CAP Rate

SECOND QUARTER 2019

The Phoenix Metro retail market ended the second quarter of 2019 with a vacancy rate of 6.8%. The vacancy rate was slightly lower than the previous year that ended with a rate of 7.02%. The net absorption totaled 1,388,474 square feet in the second quarter. Rental rates ended the \$18.68 a 2.68% increase over the previous year.

SUBMARKET OVERVIEW

SCOTTSDALE

CAP Rate	6.9%	
Market Sale Price/SF	\$221	
Market Rent/SF	\$28.73	
Vacancy Rate	5.3%	

PHOENIX METRO INDUSTRIAL MARKET STATS

\$101 
\$3.3M 
\$8.15 
6.5% 

Market Price/SF Avg Market Sale Price Rental Rate PSF Market CAP Rate

SECOND QUARTER 2019

The Phoenix Metro industrial market ended the second quarter of 2019 with a vacancy rate of 6.5%. The vacancy rate was slightly lower than the previous year that ended with a rate of 6.79%. The net absorption totaled 7,028,665 square feet in the second quarter. Rental rates increased to \$8.15 up 5.77% over the previous year.

SUBMARKET OVERVIEW

SCOTTSDALE

CAP Rate	6.5%	
Market Sale Price/SF	\$172	
Market Rent/SF	\$13.59	
Vacancy Rate	6.0%	